

You've come to the right place to transform your school into something spectacular!

With our professionals, we've made the process easy.

So let's get started today making amazing wall graphics for your school!

We've curated this collection of templates based on popular demand. You can choose any templated design for your school and our team will then customize your selection(s) based on your school's specific needs, from school colors to placement and sizing.

To help us create the best mural possible for your school, it is always best if you can send us your school logo and mascot in a vector format (.ai, .eps, .svg and .pdf). And, if you have Pantone colors for your school branding, please let us know those as well so we can keep your brand consistent.

The possibilities are endless.

Our versatile templates have been created to cover a variety of sizes for your specific needs, lending the designs to be perfect for many installation applications!

Template "School Spirit 3" Layout Example

(example below reflects "School Spirit 3" template customized for different aspect ratio sizes and their install applications)

bulkheads • doorway headers • above trophy cases

columns




smaller walls • stairwells • doors

classrooms • office walls • vestibules


classrooms • gym • office walls • desks



desk/counter wraps • long hallways and corridors • gyms • field fences and announcer boxes



Above Template Design Examples shown in installation Scenarios



GET STARTED - Design Layout Templates

STEP 1: Choose your school spirit slogan and design layout

Below are multiple layouts, each with its own unique design. Pick your favorite layout(s) and we'll customize it with your school name and mascot to make it uniquely yours!

School Spirit 1



School Spirit 2



School Spirit 3



School Spirit 4



School Spirit 5



School Spirit 6



School Spirit 7



School Spirit 8



School Spirit 9



School Spirit 10



School Spirit 11



School Spirit 12



Word Cloud 1




Word Cloud 2




Word Cloud 3




Word Cloud 4



Word Cloud 5



Word Cloud 6



STEP 2: Choose your background

Choose which background you'd like to have accompany your chosen layout from above. If you're ordering multiple murals, feel free to use the same background design for each -or- mix backgrounds for each mural. We will customize the backgrounds to your provided school Pantone colors.


Starburst



Grunge



Linear




Solid



Wavy



Dot Matrix



Lens Flare



Geometry



STEP 3: Send us the details

Congrats, you're well on your way to upgrading your school spaces! Please email your responses to the following items to: help@magicmurals.com

- your chosen Layout(s) (from Step 1)
 - your background choice (from Step 2)
 - Mascot/Logo vector files (.ai, .eps, .svg, .pdf) - athletic department contacts are a good resource if unsure who to contact because they typically have to provide these file formats for uniforms and merchandise
 - Pantone colors for school branding
- *if you don't have or cannot find vector files or Pantone colors, our team will work with you to come up with a result you will love
- Wall Size and Mural Size (if mural size will be different than wall size)
- *it's always helpful to have photos of the wall where the mural(s) will be installed

If you are planning on more than one wall/location in the school, please label the walls and include the above information for each (ie. Library Wall, Gym Wall, Cafeteria Wall 1 and Wall 2...).

Once we receive your email about your project, we'll reply within 24 hours (Monday through Friday) to get this customization and fulfillment process started. You'll receive a digital proof of your customized mural(s) to approve before moving your order to production. And, that's it! Once the design has been approved, we'll print and ship your mural within 3-5 business days and you'll be on your way to completing your school transformation.

For any non-ordinary applications, please contact customer service, 877-448-7295 or help@magicmurals.com, and we'll help walk you through the process.

School Customization Examples

Below are examples of how we customize your mural to include your school name and branding. Each example references the layout and background selections used. Just imagine how the magic of a mural can work for your school!

Slogan/Layout: School Spirit 1
Background: Solid




Slogan/Layout: School Spirit 2
Background: Starburst



Slogan/Layout: School Spirit 3
Background: Lens Flare



Slogan/Layout: School Spirit 4
Background: Dot Matrix



Slogan/Layout: School Spirit 5
Background: Lens Flare



Slogan/Layout: School Spirit 6
Background: Geometry



Slogan/Layout: School Spirit 7
Background: Grunge



Slogan/Layout: School Spirit 8
Background: Linear



Slogan/Layout: School Spirit 9
Background: Wavy



Slogan/Layout: School Spirit 10
Background: Grunge



Slogan/Layout: School Spirit 11
Background: Starburst



Slogan/Layout: School Spirit 12
Background: Lens Flare



Slogan/layout: Word Cloud 1
Background: Lens Flare



Slogan/layout: Word Cloud 3
Background: Solid



Slogan/layout: Word Cloud 5
Background: Grunge

